

W307UST

Ultra Short Widescreen Projection



Native WXGA - Large images up to 100"




Shadow-free images on interactive whiteboards



Super bright images, vivid accurate colours – 3500 ANSI Lumens



Low running costs - Long life lamp, up to 5000 hours



W307UST

Widescreen 3D projection in the smallest of rooms with the W307UST

Captivate your audience, increase their learning potential and help improve results with lessons in crystal clear 2D or incredible eye-popping 3D.

The WXGA ultra-short throw, Full 3D W307UST at 3500 ANSI Lumens is designed to display bright, rich, colourful, crystal-clear images for both the education and business environments. Perfect for installations with screens and interactive whiteboards ensures teaching and business environments have the right tools for engaging and presenting to their audience without shadows and screen glare.

Using the specially designed wall mount* and clever cable management system the W307UST is simple to install. Once in place the many security features ensure the projector is safe and secure.

Designed with the user in mind, the W307UST incorporates extensive connectivity, powerful 10W stereo speakers and Crestron RoomView® control to maintain and monitor the projector over the network.

The environmentally friendly W307UST has energy saving features including <0.5W standby mode and auto power off saving you both time and money. Our unique Optoma Colour guarantee ensures hassle-free, long-lasting projection.

*optional accessory

OLD PROBLEMS	OPTOMA SOLUTIONS
LOCATION Shadows from the presenter or the audience appear on the screen. Light projecting directly into the eyes of anyone stood close to the screen surface. Projector positioned nearly 2m away to achieve a large screen size.	ULTRA SHORT THROW (UST) Position projector closer to the screen to eliminate shadows and stop light from shining in the presenter's eyes. UST projectors save space and enable very large projection displays even in the smallest of rooms.
SECURITY Lack of security features means projectors are vulnerable to vandalism and theft.	PEACE OF MIND Fully featured UST projectors are fitted with a security bar, Kensington™ lock and password protection.
OLD TECHNOLOGY 2D projection fails to deliver the information needed to ensure it makes a real impact.	LATEST TECHNOLOGY Excite and engage your audience with the latest full 3D projection. Tried and tested 3D technology proven to improve results. 3D projection is vital to creating the best classroom or meeting room environment.

ULTRA SHORT THROW LENS

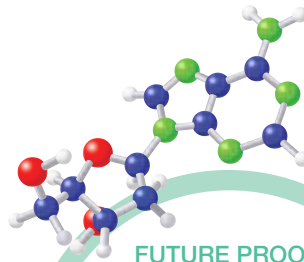
Position the W307UST even closer to the wall so that the light beam doesn't shine into your eyes. Project an impressive 60" diagonal image from just 45cm from the screen. Stand alone or wall mounted the W307UST eliminates shadows on the screen and allows you to present with ease.



$$1 + 1 = 2$$

PERFECT FOR TEACHING ✓

Maximise space in the classroom for teachers and students. The teacher can stand close to the interactive whiteboard without having the intense light from the projector shining directly into their eyes.



FUTURE PROOF TECHNOLOGY FOR THE CLASSROOM ✓

Engage and inspire your students with 3D lessons in Biology, Maths, Geography and many more.



DETAILED PROJECTION ✓

Easy to read text and graphics thanks to the incredibly high native contrast ratios.


EASY TO CONTROL AND MONITOR ✓

Crestron RoomView® software provides a custom configurable interface to monitor, manage and control every projector in every room remotely from any computer.

CRESTRON
RoomView
connected

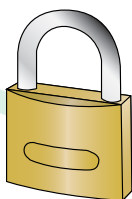
BRILLIANT COLOURS THAT LAST ✓

Project stunning, vibrant and accurate colour images that won't decay overtime thanks to BrilliantColor™ and DLP® technology.



SECURE ✓

Kensington™ Lock, security bar and password protection act as a theft deterrent by preventing unauthorised use. Keypad lock prevents unauthorised adjustments and ensures the projector can only be controlled via the remote control.



SAVES MONEY ✓

DLP® ensures lower total cost of ownership, crystal-clear graphics and improved reliability compared to other technologies.

Up to 5000 hours lamp life or 4 years*

Fewer lamp replacements = lower running costs.



W307UST

BRIGHT, DETAILED & COLOURFUL PROJECTION

Grab your audience's attention with bright, vivid projected images thanks to the BrilliantColor™ technology incorporated within the W307UST.

Once you've purchased an Optoma DLP® projector, we guarantee that the colours, compared to other leading technologies, will not fade for a minimum of 5 years.

Preset display modes allow you to achieve a perfect image on a variety of surfaces including screens and interactive whiteboards.

CLEAR, FOCUSED IMAGES

Lessons in the classroom and presentations in the boardroom demand sharp, flawless images. DarkChip3™ technology from Texas Instruments produces a stunning 15,000:1 contrast ratio for pin sharp graphics and crystal-clear text. Crisper whites & ultra -rich blacks make images come alive and text easier to read.

To retain image clarity, Optoma projectors are designed with DLP® technology preventing degradation over time to give consistent pixel performance.



easier to read

Low contrast

DarkChip3

COST SAVING – LONG LAMP LIFE

The W307UST incorporates energy saving features to conserve power and extend the lamp life:

To achieve the maximum 5000hrs lamp life time the projector should be operating in ECO mode and the shut down timer enabled to automatically switch off the projector if it is accidentally left on when no longer required.

Optoma's low energy standby mode significantly reduces power consumption, enabling environmentally friendly power management and lower cost of ownership.



We know that improving our products is the best way to reduce our impact on the environment. That's why at Optoma, we design our products to have a long usable life, use fewer materials, ship with the minimum packaging and be free of all possible toxic substances. Naturally, energy efficiency and being recyclable are built in at the design stage. With each new product, we strive towards minimising our environmental impact. For full details of Optoma Project Green please visit our website.



CRESTRON ROOMVIEW® - NETWORK CONTROL

RoomView® software provides a custom configurable interface to power on/off, monitor, manage and control up to 250 projectors at the same time from any computer.

- Schedule the projectors to power up/down saving time, money and extending the life of the lamp.
- Control and alter the projector settings using a simple web browser page including menu control.
- Display emergency messages on all projectors simultaneously.
- Reduce maintenance time by automatically receiving emails for lamp replacements.



RoomView®
connected

Download Crestron RoomView® Express software from:
www.crestron.com/getroomview

RS232 CONTROL

The extensive RS232 command set makes it simple and easy to control the W307UST with any control system.

AMX COMPATIBILITY – DYNAMIC DISCOVERY

Protocol is incorporated into the W307UST. This feature allows for easy installation with AMX control systems.




PJ-LINK COMPATIBILITY



PJLink™

INSPIRE YOUR STUDENTS

Teaching in 3D is the latest innovation in education technology, opening up new avenues of learning for both educators and students alike. Engage and inspire your students with lessons taught in 3D – explore the world, travel through space, see inside the body and bring new ideas to life. Optoma 3D projectors take teaching to a whole new level of immersion and enjoyment... at no extra cost!



HOW DOES 3D WORK?

Using the inherent speed of DLP® technology, Optoma 3D Ready projectors can output video and images at an astonishing rate of 120Hz, allowing you to show full screen, full colour, stereoscopic 3D.

The 3D effect is generated by splitting this signal into two standard video streams, one for each eye. Using DLP® Link™ technology, the 3D glasses synchronise with the image on screen to filter each stream to the correct eye. Your brain then combines the two streams to make them jump into life.

The X307UT supports multiple 3D formats from various devices such as PC, Blu-ray 3D™, Sony® PS3, Microsoft® Xbox 360 or 3D TV broadcast system.

WHAT YOU NEED

1. Optoma W307UST
2. Optoma DLP-Link 3D Glasses
3. Compatible 3D source device and software

For more information please visit
www.optoma.eu/3deducation

3D Format	W307UST
Side -by-Side	Yes
Top-and-Bottom	Yes
Frame Packing	Yes
Frame Sequential	Yes



W307UST

TRUE HDMI

Project crystal clear images using HDMI v1.4 input. Hassle-free projection from a widescreen computer/HD source with a single HDMI cable – no need for separate audio cables.

EASY LAMP REPLACEMENT

Direct and easy access to the lamp whilst the projector is in situ.



AUDIO POWER

Use a microphone and the powerful built-in 10W speakers to capture your audience attention from anywhere within your classroom or meeting room.

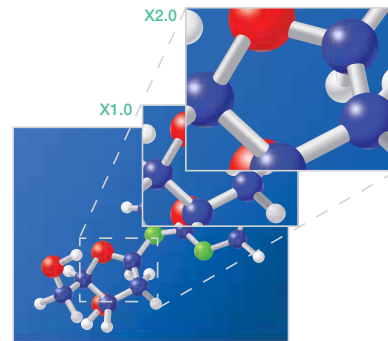
The need for complicated and costly additional audio hardware and cabling is eliminated. Four audio inputs from individual computer and video devices enable the W307UST to function as an audio switcher and volume controller.



Auto power off - if after a pre-determined time the projector does not receive a signal, it will turn itself off automatically, conserving power and extending the life of the lamp.


ENLARGE YOUR IMAGES

Use the digital zoom feature to explain the projected image in more detail.



PERFECT PROJECTION

Quickly adjust misaligned images with vertical keystone correction.



PROJECTION TILTING




For tabletop use as well as wall and floor projection.



W307UST SPECIFICATIONS

Native Resolution	WXGA 1280 x 800
Display Technology	Single 0.65" WXGA DC3 DMD chip DLP® Technology by Texas Instruments
Brightness - BRIGHT mode ¹	3500 ANSI Lumens
Contrast	15,000:1
Noise Level	30/32dB (Eco/BRIGHT mode)
Lamp Life ²	5000/3000 hours (Eco/BRIGHT mode)
Projections Lens	F Number 2.6 Focus Length 7.35mm Focus / Zoom Type Manual Focus / 2.0x Digital Zoom Throw Ratio 0.35:1 (Projection Distance: Image Width)
Projection Distance	0.45 - 0.75m
Image Size	1.53 - 2.54m (60.09" - 100.02") Diagonal 16:10
Offset	125% ±5%
Weight / Dimensions (W x D x H)	7.5 kg / 357 x 367 x 231mm
Remote Control	Remote with direct source selecting
INPUTS	HDMI (HDCP) - audio supported 2 x 15 Pin D-Sub VGA S-Video 4 Pin Mini Din Composite RCA 2 x 3.5mm Audio Mini Jack In 2 x Stereo RCA USB (service) Microphone
CONTROL	RJ45 RS232 - 9 Pin Mini DIN RJ45 LAN control via Windows Internet Explorer, Crestron RoomView and PJ Link
OUTPUT	15 Pin D-Sub VGA Audio Out - 3.5mm Mini Jack +12v Trigger
Audio	10W Speaker
Aspect Ratio	16:10 Native, 16:9/4:3 Compatible
Keystone Correction	± 15° Vertical
On Screen Display	12 Languages: English, German, French, Italian, Spanish, Portuguese, Polish, Dutch, Russian, Swedish, Turkish & Arabic
Compatible Resolutions	UXGA, SXGA, WXGA, HD, XGA, SVGA
Video Compatibility	PAL SECAM 576i/p, NTSC 480i/p, HD 720p/1080i/1080p
Uniformity	85%
Displayable Colours	1.07 Billion
Horizontal Scan Rate	15.3 - 91.1kHz
Vertical Scan Rate	24 - 85Hz (120Hz for 3D)
Power Supply	100 - 240V, 50 - 60Hz
Power Consumption	345W BRIGHT mode < 0.5W Standby mode 285W Eco mode < 0.5W Standby mode
Operating Conditions	Operating: 5 - 40°C, 85% Humidity (Max), 3000m Altitude (Max)
Security	Security Bar, Kensington Lock Port, Password Protection
Standard Accessories	Lens Cover, AC Power Cord, VGA Cable, Full Function Remote, Batteries x 2, Quick Start Guide, CD User Manual, Warranty Card, WEEE Card
RoHS	Compliant
Lamp Warranty	6 months or 1000 hours - whichever comes sooner
Warranty	Warranty may vary by country. Please see www.optoma.com or ask your local supplier for details
Colour Guarantee ³	5 Years
3D Support	The 3D features of Optoma projectors can only be used with compatible 3D content. Typical applications include use with 3D educational or 3D design and modelling systems. 3D TV broadcast systems, (SKY in the UK), Blu-ray 3D™ and 3D games from the Sony® PS3 or Microsoft® Xbox 360 are now supported as part of the HDMI v1.4a specification.
3D Viewing	Requires the Optoma DLP-Link shutterglasses - available separately.
3D Compatibility	Side-by-Side: 1080i50 / 60, 720p50 / 60 Frame-pack: 1080p24, 720p50 / 60 Over-Under: 1080p24, 720p50 / 60

Optoma Accessories

Projector Wall Mount - Part number: OWM1000	
	Wall mount for the W307UST Telescopic mount with height adjustment plate for versatile installation. Maximum projector image of 100" diagonal with the W307UST.
Lamp - Part number: SP.8UP01GC01	
	Optoma genuine lamp modules are designed and tested to work specifically with your Optoma projector to ensure quality, good performance and longevity.
ZD301 - 3D Glasses	
	Optoma ZD301 glasses allow compatible content to be viewed in stunning stereoscopic 3D.

Optoma Europe Ltd.

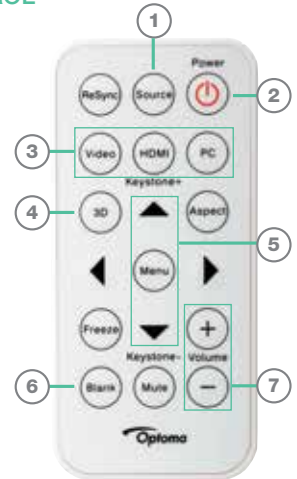
42 Caxton Way, Watford Business Park, Watford, Hertfordshire, UK. WD18 8QZ

www.optoma.com

EASY TO USE REMOTE CONTROL


W307UST Remote Control

- 1 Source
- 2 Power
- 3 Direct Input Source Selection
- 4 3D Control
- 5 Vertical Keystone Adjustment
- 6 AV Mute
- 7 Volume Control



W307UST Connections

- 8 USB (Service)
- 9 HDMI
- 10 VGA Out
- 11 VGA 1
- 12 RJ45
- 13 Audio In (VGA 1)
- 14 S-Video
- 15 Audio In (Video)
- 16 Audio In (S-Video)
- 17 Audio Out
- 18 Microphone
- 19 +12v Trigger
- 20 RS232
- 21 VGA 2
- 22 Audio In (VGA 2)
- 23 Video



W307UST Projection Distance 0.45 - 0.75m (16:10 Aspect Ratio)

Distance from screen to projector (m)	Projection Distance from mirror (m)	Horizontal Image Size (m)	Vertical Image Size (m)	Diagonal Image Size (m)	Diagonal Image Size (inch)	Image Offset (m)
0.12	0.45	1.30	0.81	1.53	60.09	0.20
0.193	0.53	1.51	0.94	1.78	70.04	0.24
0.27	0.61	1.73	1.08	2.04	80.25	0.27
0.306	0.64	1.83	1.14	2.16	85.03	0.29
0.344	0.68	1.94	1.21	2.29	90.07	0.30
0.419	0.75	2.15	1.35	2.54	100.02	0.34

For guide purposes only

W307UST is capable of 16:9 aspect ratio projection. When projecting a 16:9 image the image sizes, screen height and offset information will differ from the above.



¹Brightness and lamp lifetime will vary depending on selected projector mode, environmental conditions and usage. As is common with all lamp based projectors, brightness will decrease over the lamp lifetime. ²Typical lamp life achieved through testing. Will vary according to operational use and environmental conditions. ³Optoma guarantees that in normal use, Optoma DLP® colour quality will be indistinguishable from when new. Exclusions: (a) Guarantee is voided if the projector is subject to damage through misuse. (b) Guarantee may be void in industrial or commercial entertainment environments where dust or smoke is excessive (c) Guarantee will not apply if lamp brightness is below 50% due to wear or if the projector is not working due to other faults. (d) Over time worn lamps within all projector types will show a slight colour variance. Copyright © 2013, Optoma Europe Ltd. All other product names and company names used herein are for identification purposes only and may be trademarks or registered trademarks of their respective owners. Errors and omissions excepted, all specifications are subject to change without notice. DLP®, BrilliantColor™ and the DLP logo are registered trademarks of Texas Instruments. All images of products are for representation purposes only. Whilst every care is taken to provide accurate images of our products, actual products may differ slightly. Some product images may have been digitally altered by us to add an Optoma logo to the front panel. Optoma reserves the right to amend or alter actual product or product images without notice. Some images may be simulated.