

W307USTi

Interactive Ultra Short Widescreen Projection



Dual pen interactivity



Large images - up to 100"



Super bright images, vivid accurate colours - 3500 ANSI Lumens



Low running costs - Long life lamp, up to 4000 hours



W307USTi

Widescreen 3D Ultra Short Throw Projection and Interactivity

Engage your audience with the enhanced interactivity technology built into the 3D, W307USTi. Transform a flat wall or table top into a interactive surface without the need for a screen or electronic whiteboard.

The dual pen feature enables two students to work simultaneously. Smoother, more natural writing using new 3rd generation interactive technology and new easy to hold pens. This complete solution has everything that's needed to create a collaborative learning or working experience, including projector, interactive software, two interactive pens and wall-mount*.

Ideal for almost any room in educational and corporate environments, the W307USTi makes the most of the available space without the need for costly screens and interactive whiteboards. The specially designed ultra-short throw lens produces huge images from an extremely short distance allowing you to stand closer to the screen, preventing shadows and screen glare.

Captivate your audience, increase their learning potential and help improve results with lessons in crystal clear 2D or incredible 3D.

Using the specially designed wall mount* and clever cable management system the W307USTi is simple to install. Once in place the many security features ensure the projector is safe and secure.

Designed with you, the presenter, in mind, the W307USTi with 3500 ANSI Lumens of brightness, incorporates extensive connectivity, plug and play presenting, powerful 10W stereo speakers and Crestron RoomView® control to maintain and monitor the projector over the network. The environmentally friendly W307USTi has energy saving features including <0.5W standby mode and auto power off saving you both time and money. Our unique Optoma Colour guarantee ensures hassle-free, long-lasting projection.

*optional accessory



**PROJECT
& INTERACT**

Two students can work side by side
No need for an interactive board

OLD PROBLEMS	OPTOMA SOLUTIONS
<p>COST Electronic interactive whiteboard is needed for interactive teaching.</p>	<p>AFFORDABLE Interactivity built directly into the projector which can be installed virtually anywhere there is a flat surface. Improved learning in the classroom with two students able to interact at the board at the same time.</p>
<p>SHADOWS / GLARE Shadows from the presenter or the audience appear on the screen. Light projecting directly into the eyes of anyone stood close to the screen surface. Projector positioned nearly 2m away to achieve a large screen size.</p>	<p>ULTRA SHORT THROW (USTi) Projector is positioned very close to the screen to eliminate shadows and stop light from shining in the presenter's eyes. USTi projectors save space and enable very large projection displays even in the smallest of rooms.</p>
<p>SECURITY Projectors are vulnerable to vandalism and theft.</p>	<p>PEACE OF MIND Fully featured USTi projectors are fitted with a security bar, Kensington™ lock and password protection.</p>
<p>OUTDATED TECHNOLOGY 2D projection fails to deliver the information needed to ensure it makes a real impact.</p>	<p>LATEST TECHNOLOGY Engage and inspire your audience with the latest full 3D projection. Tried and tested 3D technology proven to improve learning. 3D projection is vital to creating the best classroom or meeting room environment.</p>

3rd GENERATION INTERACTIVE PEN TECHNOLOGY FOR MOUSE CONTROL, DRAWING AND WRITING

Easy to use with all your PC and Mac applications using the intuitive interactive pen.

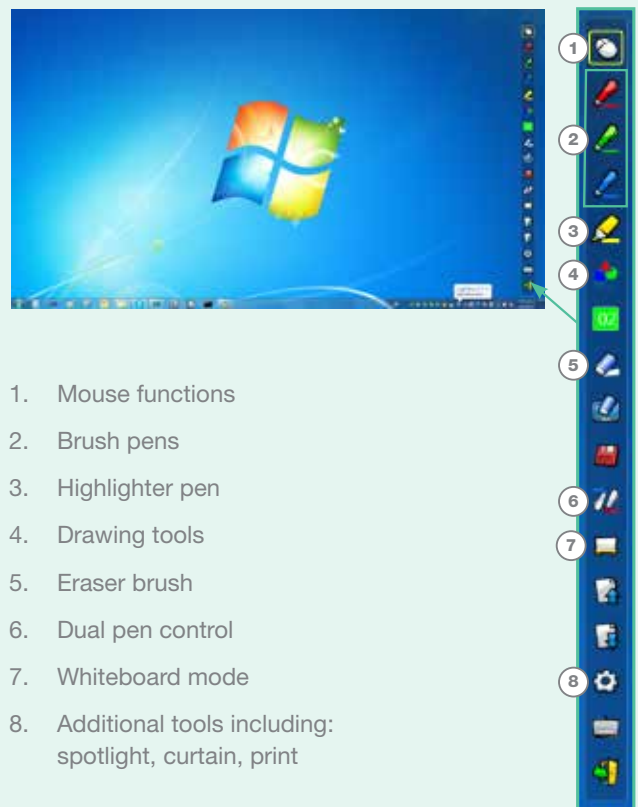
- Draw and annotate on the projected image
- Use two pens simultaneously*
- Highly responsive with pinpoint accuracy right to the edge of the screen
- Easier to hold - even for small hands
- Two modes, pen and mouse
- Multi language support

INTERACTIVE SOFTWARE

Enhance your teaching with the included LightPen interactive Software. Teaching and editing tools are provided to give you everything you need to interact and engage with your audience.

Diverse uses including presentations for business conferences, teaching in education and training for business.

*Mac device does not support multi-touch



1. Mouse functions
2. Brush pens
3. Highlighter pen
4. Drawing tools
5. Eraser brush
6. Dual pen control
7. Whiteboard mode
8. Additional tools including: spotlight, curtain, print

ULTRA SHORT THROW LENS

Position the W307USTi even closer to the wall so that the light beam doesn't shine into your eyes. Project an impressive 60" diagonal image from just 45cm from the screen. Stand alone or wall mounted the W307USTi eliminates shadows on the screen and allows you to present with ease.



W307USTi

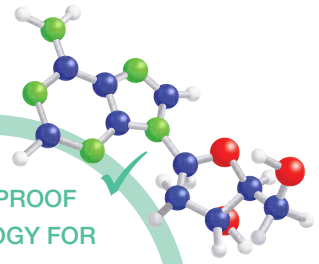
1 + 1 = 2

PERFECT FOR TEACHING ✓

Maximise space in the classroom for teachers and students. The teacher can stand close to the interactive whiteboard without having the intense light from the projector shining directly into their eyes.

FUTURE PROOF TECHNOLOGY FOR THE CLASSROOM

Engage and inspire your students with 3D lessons in Biology, Maths, Geography and many more.



A NEW SOLUTION FOR INTERACTIVITY ✓

Interactive technology offers tremendous potential for improving the learning process. Teachers and presenters can interact with their on screen material, engaging and involving everyone to bring learning to life.

DETAILED PROJECTION ✓

Easy to read text and graphics thanks to the incredibly high native contrast ratios.



SAVES MONEY ✓

DLP® ensures lower total cost of ownership, crystal-clear graphics and improved reliability compared to other technologies.

Up to 4000 hours lamp life or 4 years*

Fewer lamp replacements = lower running costs.

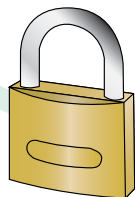
EASY TO CONTROL AND MONITOR ✓

Crestron RoomView® software provides a custom configurable interface to monitor, manage and control every projector in every room remotely from any computer.

 **RoomView**[®]
connected


SECURE ✓

Kensington™ Lock, security bar and password protection act as a theft deterrent by preventing unauthorised use. Keypad lock prevents unauthorised adjustments and ensures the projector can only be controlled via the remote control.



BRILLIANT COLOURS THAT LAST ✓

Project stunning, vibrant and accurate colour images that won't decay overtime thanks to BrilliantColor™ and DLP® technology.



*assumes an average usage of five hours use per day for 200 days per year

BRIGHT, DETAILED & COLOURFUL PROJECTION

Grab your audience's attention with bright, vivid projected images thanks to the BrilliantColor™ technology incorporated within the W307USTi.

Once you've purchased an Optoma DLP® projector, we guarantee that the colours, compared to other leading technologies, will not fade for a minimum of 5 years.

Preset display modes allow you to achieve a perfect image on a variety of surfaces including screens and interactive whiteboards.

CLEAR, FOCUSED IMAGES

Lessons in the classroom and presentations in the boardroom demand sharp, flawless images. DarkChip3™ technology from Texas Instruments produces a stunning 15,000:1 contrast ratio for pin sharp graphics and crystal-clear text. Crisper whites & ultra -rich blacks make images come alive and text easier to read.

To retain image clarity, Optoma projectors are designed with DLP® technology preventing degradation over time to give consistent pixel performance.



Low contrast

DarkChip3

COST SAVING – LONG LAMP LIFE

The W307USTi incorporates energy saving features to conserve power and extend the lamp life:

To achieve the maximum 4000hrs lamp life time the projector should be operating in ECO mode and the shut down timer enabled to automatically switch off the projector if it is accidentally left on when no longer required.

Optoma's low energy standby mode significantly reduces power consumption, enabling environmentally friendly power management and lower cost of ownership.



We know that improving our products is the best way to reduce our impact on the environment. That's why at Optoma, we design our products to have a long usable life, use fewer materials, ship with the minimum packaging and be free of all possible toxic substances. Naturally, energy efficiency and being recyclable are built in at the design stage. With each new product, we strive towards minimising our environmental impact. For full details of Optoma Project Green please visit our website.



CRESTRON ROOMVIEW® - NETWORK CONTROL

RoomView® software provides a custom configurable interface to power on/off, monitor, manage and control up to 250 projectors at the same time from any computer.

- Schedule the projectors to power up/down saving time, money and extending the life of the lamp.
- Control and alter the projector settings using a simple web browser page including menu control.
- Display emergency messages on all projectors simultaneously.
- Reduce maintenance time by automatically receiving emails for lamp replacements.

 **RoomView**
connected

Download Crestron RoomView® Express software from:
www.crestron.com/getroomview

RS232 CONTROL

The extensive RS232 command set makes it simple and easy to control the W307USTi with any control system.

AMX COMPATIBILITY – DYNAMIC DISCOVERY

Protocol is incorporated into the W307USTi. This feature allows for easy installation with AMX control systems.




PJ-LINK COMPATIBILITY



W307USTi

INSPIRE YOUR STUDENTS

Teaching in 3D is the latest innovation in education technology, opening up new avenues of learning for both educators and students alike. Engage and inspire your students with lessons taught in 3D – explore the world, travel through space, see inside the body and bring new ideas to life. Optoma 3D projectors take teaching to a whole new level of immersion and enjoyment... at no extra cost!



HOW DOES 3D WORK?

Using the inherent speed of DLP® technology, Optoma 3D Ready projectors can output video and images at an astonishing rate of 120Hz, allowing you to show full screen, full colour, stereoscopic 3D.

The 3D effect is generated by splitting this signal into two standard video streams, one for each eye. Using DLP® Link™ technology, the 3D glasses synchronise with the image on screen to filter each stream to the correct eye. Your brain then combines the two streams to make them jump into life.

The X307UT supports multiple 3D formats from various devices such as PC, Blu-ray 3D™, Sony® PS3, Microsoft® Xbox 360 or 3D TV broadcast systems.

3D Format	W307USTi
Side-by-Side	Yes
Top-and-Bottom	Yes
Frame Packing	Yes
Frame Sequential	Yes

WHAT YOU NEED

1. Optoma W307USTi
2. Optoma DLP-Link 3D Glasses
3. Compatible 3D source device and software

For more information please visit
www.optoma.eu/3deducation



TRUE HDMI

Project crystal clear images using the HDMI input. (v1.4 3D supported). Hassle-free projection from a widescreen computer/HD source with a single HDMI cable – no need for separate audio cables.

EASY LAMP REPLACEMENT

Direct and easy access to the lamp whilst the projector is in situ.



AUDIO POWER

Use a microphone and the powerful built-in 10W speakers to capture your audience attention from anywhere within your classroom or meeting room.

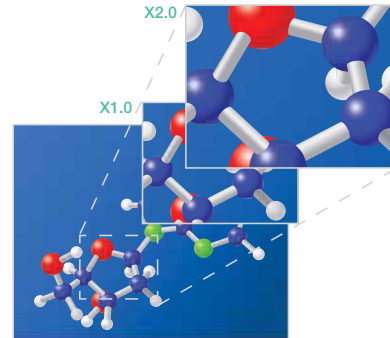
The need for complicated and costly additional audio hardware and cabling is eliminated. Four audio inputs from individual computer and video devices enable the W307USTi to function as an audio switcher and volume controller.



Auto power off - if after a pre-determined time the projector does not receive a signal, it will turn itself off automatically, conserving power and extending the life of the lamp.


ENLARGE YOUR IMAGES

Use the digital zoom feature to explain the projected image in more detail.



PERFECT PROJECTION

Quickly adjust misaligned images with vertical keystone correction.



PROJECTION TILTING

For tabletop use as well as wall and floor projection.






Interactive Learning



W307USTi SPECIFICATIONS

Native Resolution	WXGA 1280 x 800	
Display Technology	Single 0.65" WXGA DC3 DMD chip DLP® Technology by Texas Instruments	
Brightness - BRIGHT mode ¹	3500 ANSI Lumens	
Contrast	15,000:1	
Noise Level	30dB (Eco mode)	
Lamp Life ²	4000/3000 hours (Eco/BRIGHT mode)	
Projections Lens	F Number	2.6
	Focus Length	7.35mm
	Focus / Zoom Type	Manual Focus / 2.0x Digital Zoom
	Throw Ratio	0.35:1 (Projection Distance: Image Width)
Projection Distance	0.45 - 0.75m	
Image Size	1.53 - 2.54m (60.09" - 100.02") Diagonal 16:10	
Offset	125% ±5%	
Weight / Dimensions (W x D x H)	7.5 kg / 357 x 367 x 231mm	
Remote Control	Remote with direct source selecting	
INPUTS	HDMI (HDCP) - audio supported	Component via adaptor
	2 x 15 Pin D-Sub VGA	
	S-Video 4 Pin Mini Din	Audio computer input Audio video input
	Composite RCA	
	2 x 3.5mm Audio Mini Jack In	
	2 x Stereo RCA	
	USB (Interactivity)	
Microphone		
CONTROL	RJ45	
	RS232 - 9 Pin Mini DIN RJ45 LAN control via Windows Internet Explorer, Crestron RoomView and PJ Link	
OUTPUT	15 Pin D-Sub VGA	
	Audio Out - 3.5mm Mini Jack +12v Trigger	
Audio	10W Speaker	
Aspect Ratio	16:10 Native, 16:9/4:3 Compatible	
Keystone Correction	± 15° Vertical	
On Screen Display	12 Languages: English, German, French, Italian, Spanish, Portuguese, Polish, Dutch, Russian, Swedish, Turkish & Arabic	
Compatible Resolutions	UXGA, SXGA, WXGA, HD, XGA, SVGA	
Video Compatibility	PAL, SECAM 576i/p, NTSC 480i/p, HD 720p/1080i/1080p	
Uniformity	85%	
Displayable Colours	1.07 Billion	
Horizontal Scan Rate	15.3 - 91.1kHz	
Vertical Scan Rate	24 - 85Hz (120Hz for 3D)	
Power Supply	100 - 240V, 50 - 60Hz	
Power Consumption	345W BRIGHT mode < 0.5W Standby mode 285W Eco mode < 0.5W Standby mode	
Operating Conditions	Operating: 5 - 40°C, 85% Humidity (Max), 3000m Altitude (Max)	
Security	Security Bar, Kensington Lock Port, Password Protection	
Standard Accessories	Lens Cover, AC Power Cord, VGA Cable, Interactive Module, 2 x Interactive Pens, Interactive Software CD, USB 5m Cable, Full Function Remote, Batteries x 5, Quick Start Guide, CD User Manual, Warranty Card, WEEE Card	
RoHS	Compliant	
Lamp Warranty	6 months or 1000 hours - whichever comes sooner	
Warranty	Warranty may vary by country. Please see www.optomaeurope.com or ask your local supplier for details	
Colour Guarantee ³	5 Years	
3D Support	The 3D features of Optoma projectors can only be used with compatible 3D content. Typical applications include use with 3D educational or 3D design and modelling systems, 3D TV broadcast systems, (SKY in the UK), Blu-ray 3D™ and 3D games from the Sony® PS3 or Microsoft® Xbox 360 are now supported as part of the HDMI v1.4a specification.	
3D Viewing	Requires the Optoma DLP-Link shutterglasses - available separately.	
3D Compatibility	Side-by-Side: 1080i50 / 60, 720p50 / 60 Frame-pack: 1080p24, 720p50 / 60 Over-Under: 1080p24, 720p50 / 60	

Optoma Accessories	
Projector Wall Mount - Part number: OWM1000	
	Wall mount for the W307USTi Telescopic mount with height adjustment plate for versatile installation. Maximum projector image of 100" diagonal with the W307USTi.
Lamp - Part number: SP.8UP01GC01	
	Optoma genuine lamp modules are designed and tested to work specifically with your Optoma projector to ensure quality, good performance and longevity.
ZD301 - 3D Glasses	
	Optoma DLP-Link glasses allow compatible content to be viewed in stunning stereoscopic 3D.

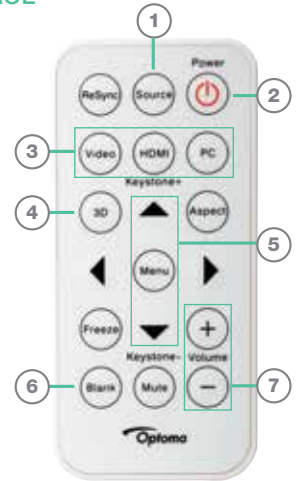
Optoma Europe Ltd.
42 Caxton Way, Watford Business Park, Watford, Hertfordshire, UK. WD18 8QZ

www.optoma.co.uk

EASY TO USE REMOTE CONTROL

W307USTi Remote Control

- 1 Source
- 2 Power
- 3 Direct Input Source Selection
- 4 3D Control
- 5 Vertical Keystone Adjustment
- 6 AV Mute
- 7 Volume Control



W307USTi Connections

- 8 USB (Interactivity)
- 9 HDMI
- 10 VGA Out
- 11 VGA 1
- 12 RJ45
- 13 Audio In (VGA 1)
- 14 S-Video
- 15 Audio In (Video)
- 16 Audio In (S-Video)
- 17 Audio Out
- 18 Microphone
- 19 +12v Trigger
- 20 RS232
- 21 VGA 2
- 22 Audio In (VGA 2)
- 23 Video



Interactive Module plug-in

W307USTi Projection Distance 0.45 - 0.75m (16:10 Aspect Ratio)						
Distance from screen to projector (m)	Projection Distance from mirror (m)	Horizontal Image Size (m)	Vertical Image Size (m)	Diagonal Image Size (m)	Diagonal Image Size (inch)	Image Offset (m)
0.12	0.45	1.30	0.81	1.53	60.09	0.20
0.193	0.53	1.51	0.94	1.78	70.04	0.24
0.27	0.61	1.73	1.08	2.04	80.25	0.27
0.306	0.64	1.83	1.14	2.16	85.03	0.29
0.344	0.68	1.94	1.21	2.29	90.07	0.30
0.419	0.75	2.15	1.35	2.54	100.02	0.34

For guide purposes only

W307USTi is capable of 16:9 aspect ratio projection. When projecting a 16:9 image the image sizes, screen height and offset information will differ from the above.



¹Brightness and lamp lifetime will vary depending on selected projector mode, environmental conditions and usage. As is common with all lamp based projectors, brightness will decrease over the lamp lifetime. ²Typical lamp life achieved through testing. Will vary according to operational use and environmental conditions. ³Optoma guarantees that in normal use, Optoma DLP® colour quality will be indistinguishable from when new. Exclusions: (a) Guarantee is voided if the projector is subject to damage through misuse. (b) Guarantee may be void in industrial or commercial entertainment environments where dust or smoke is excessive (c) Guarantee will not apply if lamp brightness is below 50% due to wear or if the projector is not working due to other faults. (d) Over time worn lamps within all projector types will show a slight colour variance. Copyright © 2013, Optoma Europe Ltd. All other product names and company names used herein are for identification purposes only and may be trademarks or registered trademarks of their respective owners. Errors and omissions excepted, all specifications are subject to change without notice. DLP®, BrilliantColor™ and the DLP logo are registered trademarks of Texas Instruments. All images of products are for representation purposes only. Whilst every care is taken to provide accurate images of our products, actual products may differ slightly. Some product images may have been digitally altered by us to add an Optoma logo to the front panel. Optoma reserves the right to amend or alter actual product or product images without notice. Some images may be simulated.