









DC300i Visualiser

-  2mp Camera
-  XGA / SXGA
-  9 x Optical Zoom, 12 x Digital
-  Swan neck design for easy adjustment
-  Snap shot function and Video recording
-  Image Rotation, Mirror, Freeze, Compare
-  2 x Microscope Adaptors
-  Icon driven remote control
-  5 Year Warranty

Visualise the detail



Visualise the detail

When it comes to teaching people, it's often the detail that counts. Being able to share your ideas and knowledge with a large audience can be difficult.

With the Optoma DC300i, you simply position items under the camera, connect it to a projector and show everything on the big screen live as it happens. Information becomes clear and everyone shares your vision.

The DC300i has a powerful zoom function allowing you to see detail often not visible to the human eye. Take photo's or video using the camera function and include them in future presentation – it's all so easy.

The DC300i is powerful, robust and full of useful features that will revolutionise any meeting room or class room.

DC300i – Enhancing the way we communicate

EASY OPERATION

Not all of us are experts when it comes to understanding new equipment, however, the DC300i is simple to use and easy to understand. Just turn on the visualiser, connect it to a projector and you are ready to go. Unlike many other visualisers, the main controls are on the base unit, so even if you lose the remote control the meeting can go ahead.

EASY CONNECTIONS

The DC300i connections will be familiar to most people and all the cables you'll need are supplied as standard so the visualiser is always ready for work.

USB CONNECTION

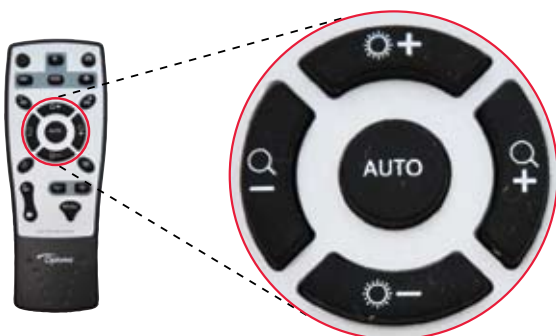
The USB port lets you view the camera output via your PC. You will need to install the supplied PC software but once connected it will allow you to record pictures and video files. The software also provides simple annotation of images.

FAST CAMERA POSITIONING

With some visualisers, positioning the camera can be a fiddly affair. The flexible neck on the DC300i allows you to position your subject quickly and efficiently. With the DC300i there's no embarrassing moments, wherever you position the camera there's image rotation, image mirror and many other features to help out.

ZOOM IN AND ZOOM OUT WITH ACCURATE FOCUS

9x optical zoom combined with 12 x digital zoom lets the detail shine through. The DC300i enables you to view items in immense detail. Its advanced optical system features high speed auto focus capability that ensures near instant auto focus. You can also manually adjust focus to satisfy any special viewing needs.



ECO FRIENDLY LED ILLUMINATION

Sometimes you need a bit of extra illumination. The DC300i uses eco-friendly, low power LED lamps which are cool to the touch and mercury free, however, due to the excellent sensitivity of the camera the lamp is seldom required.



AUTO LIGHT BALANCE

The DC300i has a one touch auto light balance and a manual override control making it easy to produce clear vivid images.

AUTO FOCUS

There's nothing more annoying than trying to find the right focus. The DC300i incorporates a sensitive one touch auto focus button along with a manual facility. This ensures your hands are kept free whilst presenting.



VISUALISER OR VIDEO MODE

Each time you turn on the DC300i it defaults to visualiser mode where it will easily handle viewing of both 2D and 3D objects. With the push of a button, the camera turns to high speed video mode allowing smooth flowing output and video capture.

SPLIT SCREEN, CAPTURE, FREEZE, ROTATION AND MIRROR

With the DC300i you have ultimate control. Want to freeze something under the camera whilst handing out the original, or perhaps splitting the screen so that comparisons can be made between one item and another. It's all easy for the Optoma visualiser.

CAPTURE IT, SAVE IT

Sometimes we want to keep a memory of what the camera sees: by pressing the camera button on the remote control, images will be stored in the DC300i memory. To review your images just hit the recall button. Images are stored temporarily when the DC300i is in use. For permanent storage just connect to a PC using the supplied cable and software.

OPERATE WITHOUT A COMPUTER!

Many visualisers need to be connected to a computer to operate, not the DC300i. A PC is only required when recording or editing images.

NOW MICROSCOPE IT!

Just when you thought you had seen enough, the microscope adaptors take viewing to a different level. The DC300i's flexible neck makes light work of getting into tight positions, so there's not much it can't see.

INTUITIVE REMOTE

In a hurry you need to know what buttons to press. The DC300i has an intuitive remote with easy to read icons. Even if you lose the remote, the core function of the visualiser can be controlled from its front panel.



DC300i SPECIFICATIONS

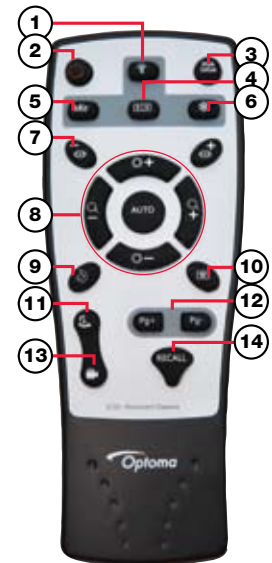
Model	DC300i
Sensor	1/3" CMOS
Pixels	2 Megapixel
Zoom	9x optical, 12x digital
Frame rate	12/22 (per second)
Shooting area	Max: 16.5"x11.7", Min: 0.1"x0.1"
Focus	Auto/manual
Output resolution	XGA, SXGA
Brightness adjustment	Yes
Image capture	Yes, 12 images*
Video recording	Yes (via USB)
Image mirror	Yes
Image split	Yes
Image freeze	Yes
USB2.0	Slave x1 (USB camera)
Remote control	Yes (360° controllable)
Light source	LED
Kensington lock	Yes
Operating temperature	0-45°C
Dimensions Setup	45x21x50cm, Folded: 17x21x40cm
Power supply	12V DC power adaptor
Weight (net)	1.8kg
What's in the box	DC300i Visualiser Power cord Power adaptor (12V/2A) VGA cable USB cable (2.0) Remote control 2 x Microscope Adaptors User manual (CD)
Minimum Requirements	Operating system: Windows XP CPU: Pentium 4 1.8Ghz Physical memory: 512M Video memory: 64M

* Images stored internally are erased when turned off. To store permanent images connect to a PC using the supplied software.

EASY TO USE REMOTE CONTROL

DC300i Remote Control

- 1 Lamp
- 2 Power
- 3 XGA/SXGA
- 4 Split
- 5 Mirror
- 6 Freeze
- 7 Focus
- 8 Zoom/Bright
- 9 Rotation
- 10 Snap
- 11 Visualiser Mode
- 12 Page +/-
- 13 Video Mode
- 14 Recall



DC300i Connections

- 15 DC 12V
- 16 VGA Out
- 17 USB



Optoma Europe Ltd.
42 Caxton Way, Watford Business Park, Watford, Hertfordshire, UK. WD18 8QZ
www.optoma.co.uk